

# Keota Community School District

## Year End Report



# 2010-2011

# Mission Statement

**“It is the purpose of Keota Community Schools to best prepare our young people so that they may achieve the highest quality of life that they possibly can. It is our goal to continue to improve our resources and methods to best produce students who are responsible, clear thinking problem solvers.”**

Student Achievement

DATA

# KSCD Student Assessment Regimen

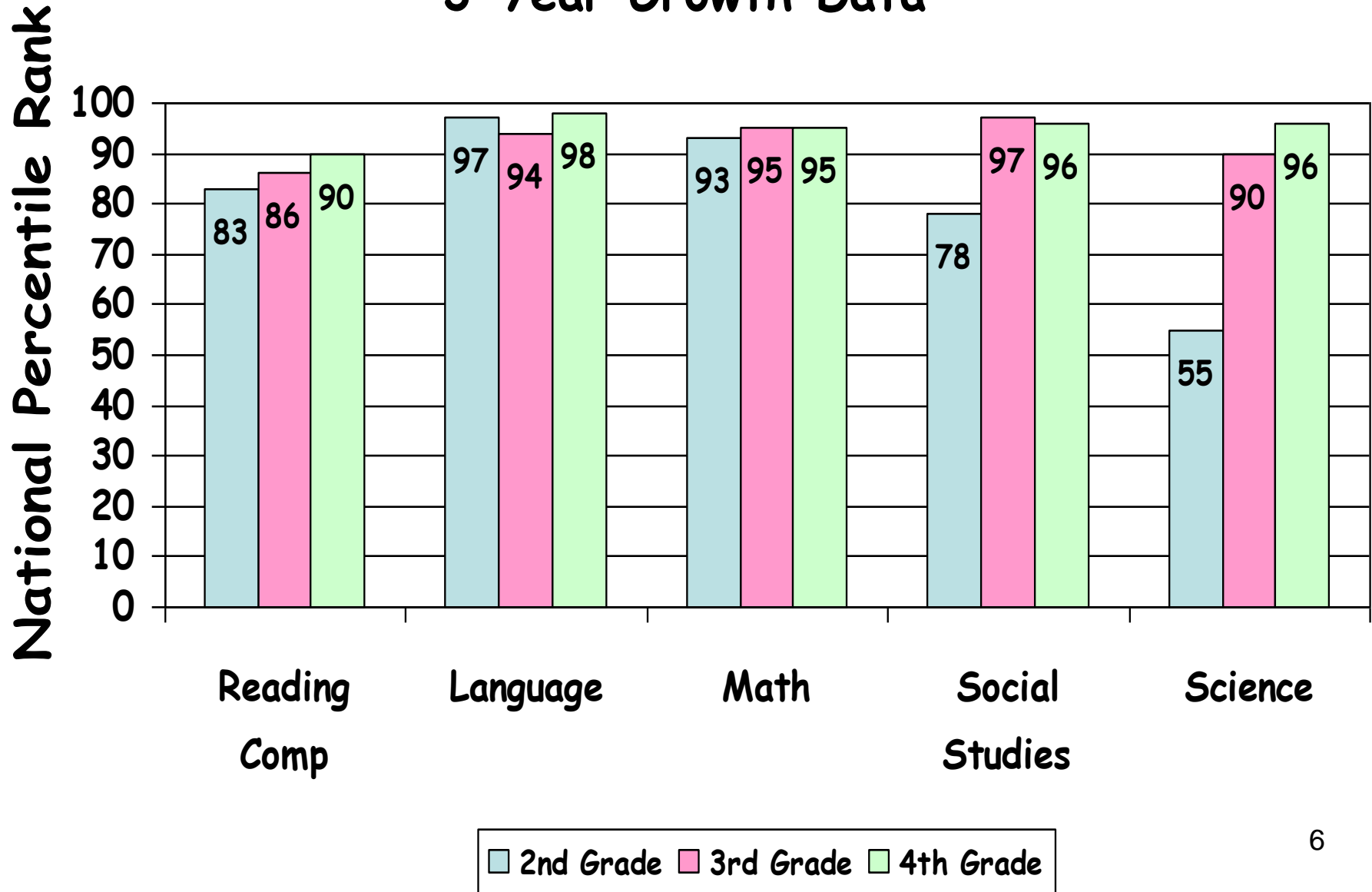
WHAT	WHO	WHEN
Creative Curriculum Gold	PreK	Ongoing
Dibels	Kdg	Fall
Metropolitan Readiness	Kdg	Spring
Basic Reading Inventory (BRI)	1 <sup>st</sup> -6 <sup>th</sup>	Fall, Spring
Measure of Academic Progress (MAP)	1 <sup>st</sup> -11 <sup>th</sup>	Fall, Spring
Iowa Test of Basic Skills (ITBS)*	1 <sup>st</sup> -8 <sup>th</sup>	Winter
Iowa Test of Educational Development (ITED)*	9 <sup>th</sup> -11 <sup>th</sup>	Winter

# KSCD Student Assessment Regimen continued...

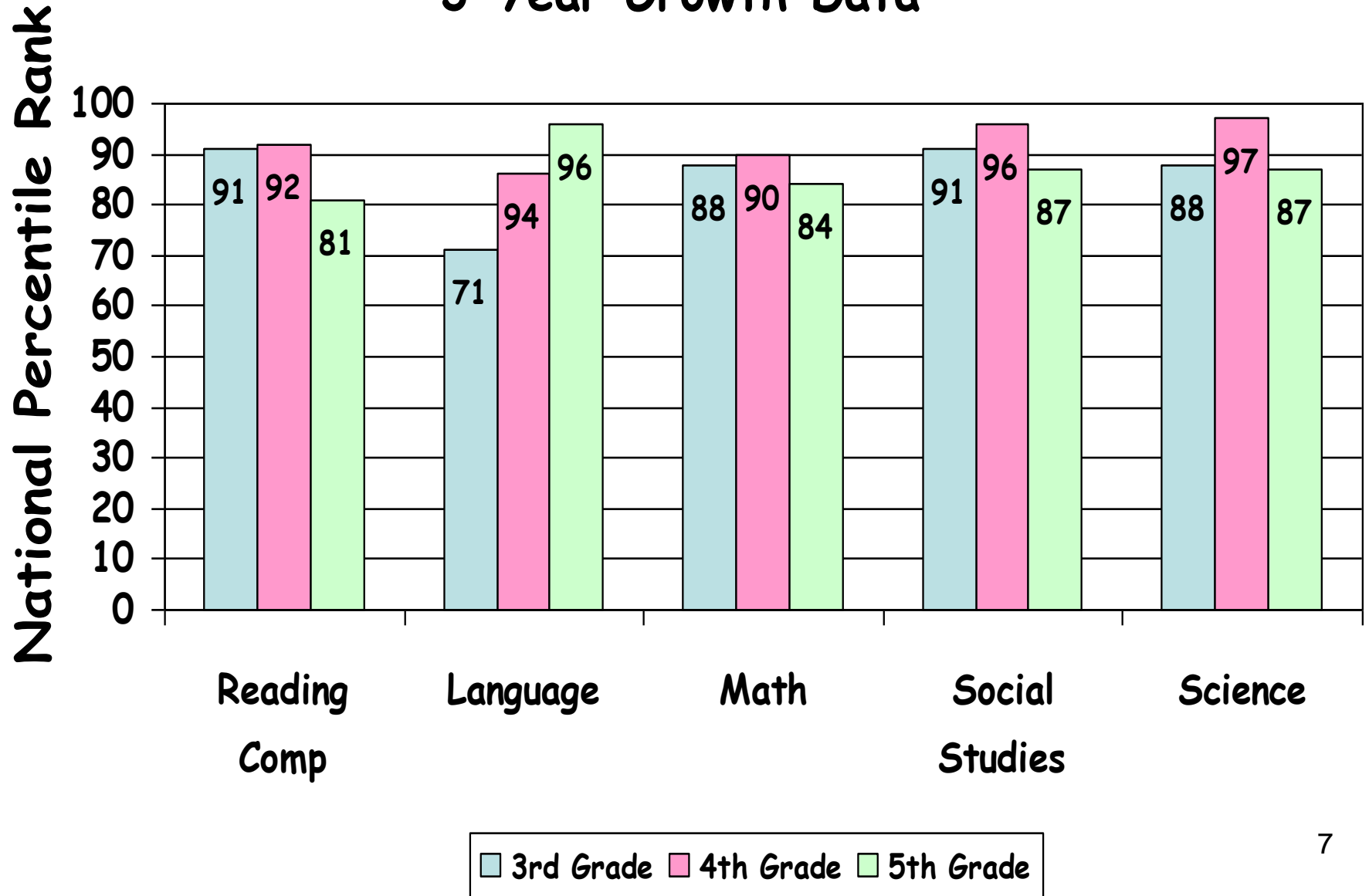
<b>WHAT</b>	<b>WHO</b>	<b>WHEN</b>
District Technology Assessment	8 <sup>th</sup>	2 <sup>nd</sup> Semester
Explore	8 <sup>th</sup> , 9 <sup>th</sup>	Fall
Plan	10 <sup>th</sup>	Fall
Compass	11 <sup>th</sup> , 12 <sup>th</sup>	Fall
American College Test (ACT)*	10 <sup>th</sup> -12 <sup>th</sup>	Various
Preliminary SAT/National Merit Scholarship Qualifying Test (PSAT/NMSQT)	10 <sup>th</sup> , 11 <sup>th</sup>	Various
Scholastic Aptitude Test (SAT)	11 <sup>th</sup> , 12 <sup>th</sup>	Various
Iowa Youth Survey	6 <sup>th</sup> , 8 <sup>th</sup> , 11 <sup>th</sup>	Tri-annually

# 4th Grade ITBS

## 3-Year Growth Data

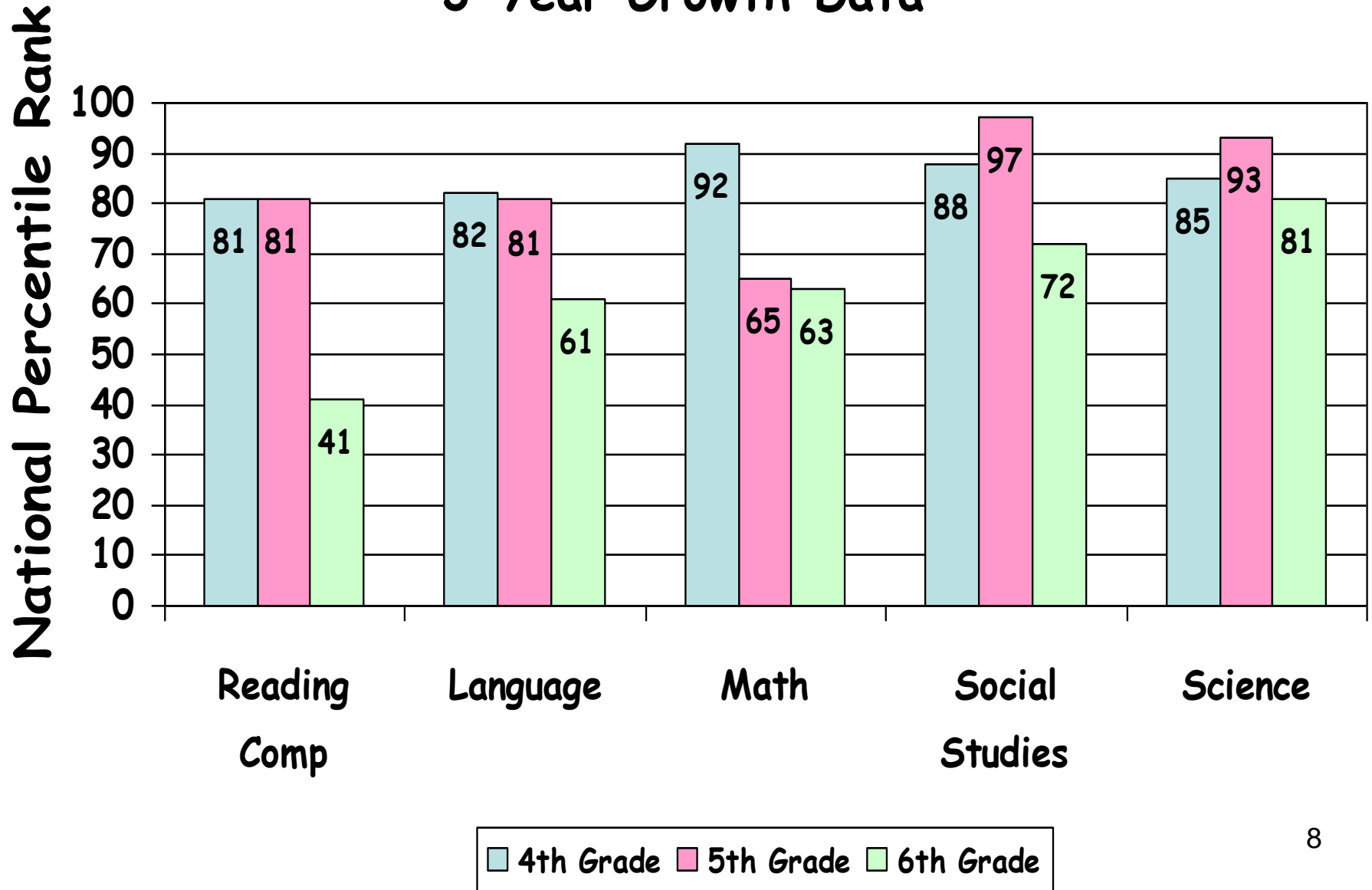


# 5th Grade ITBS 3-Year Growth Data



# 6th Grade ITBS

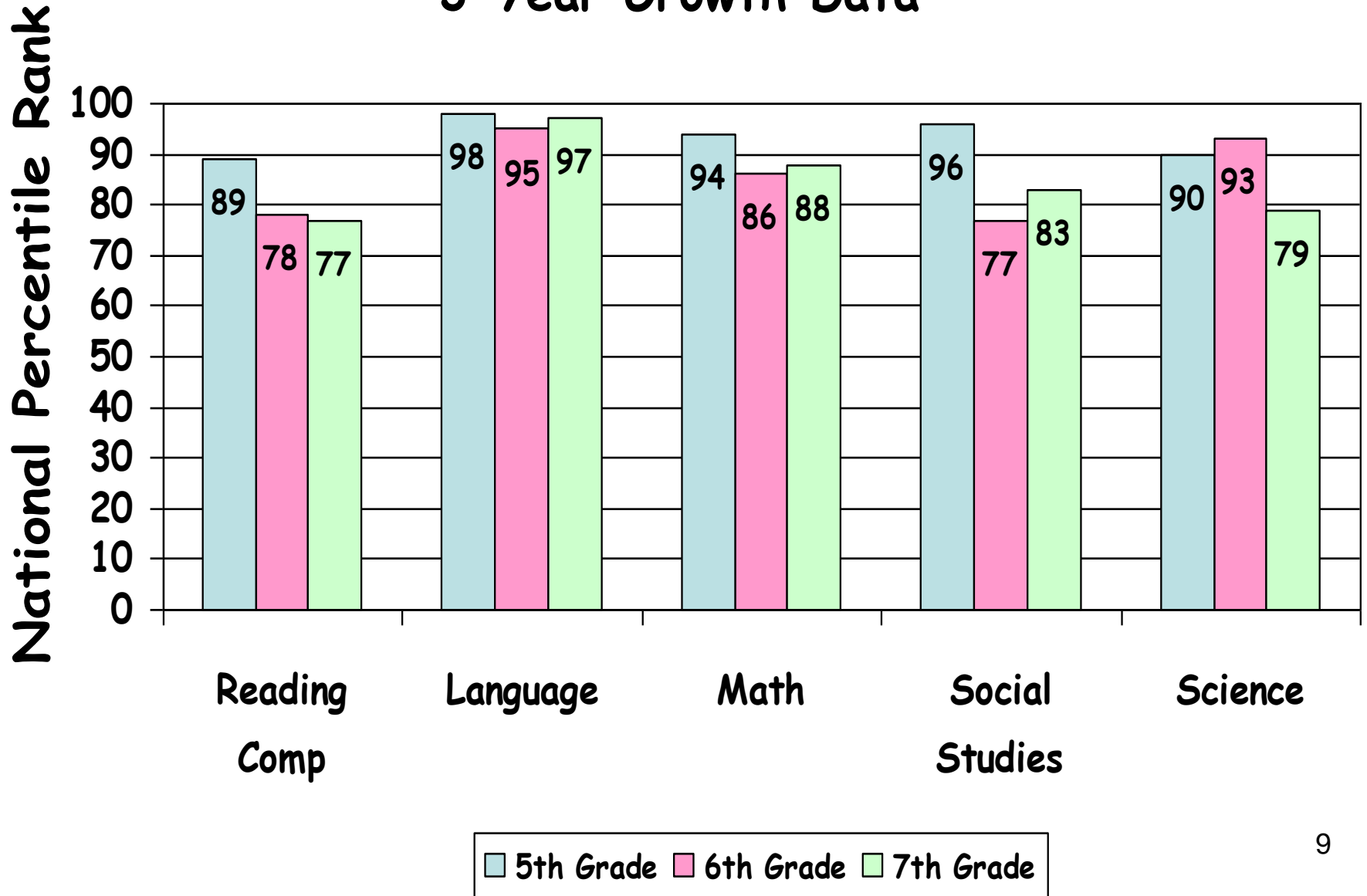
## 3-Year Growth Data





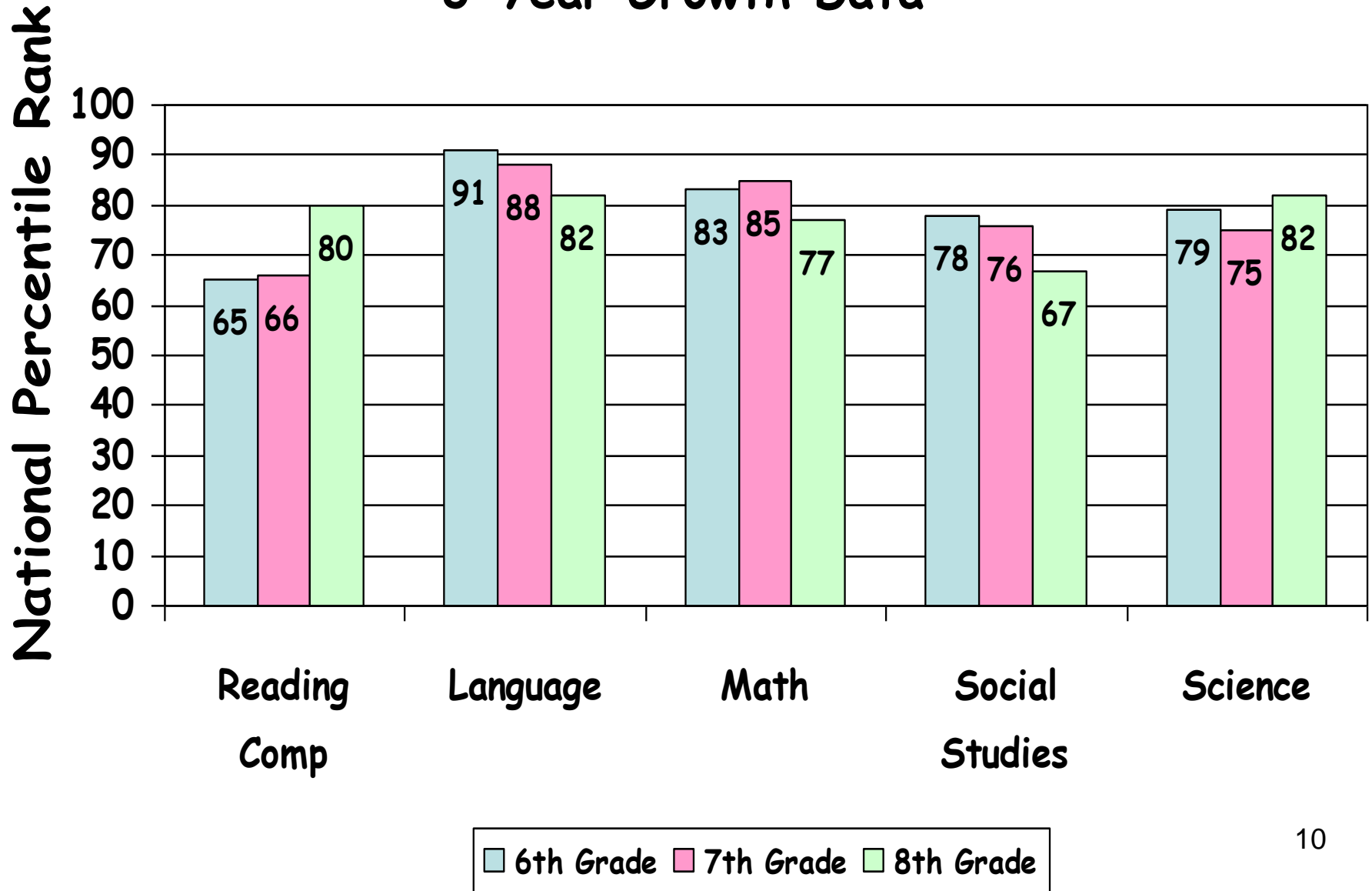
# 7th Grade ITBS

## 3-Year Growth Data



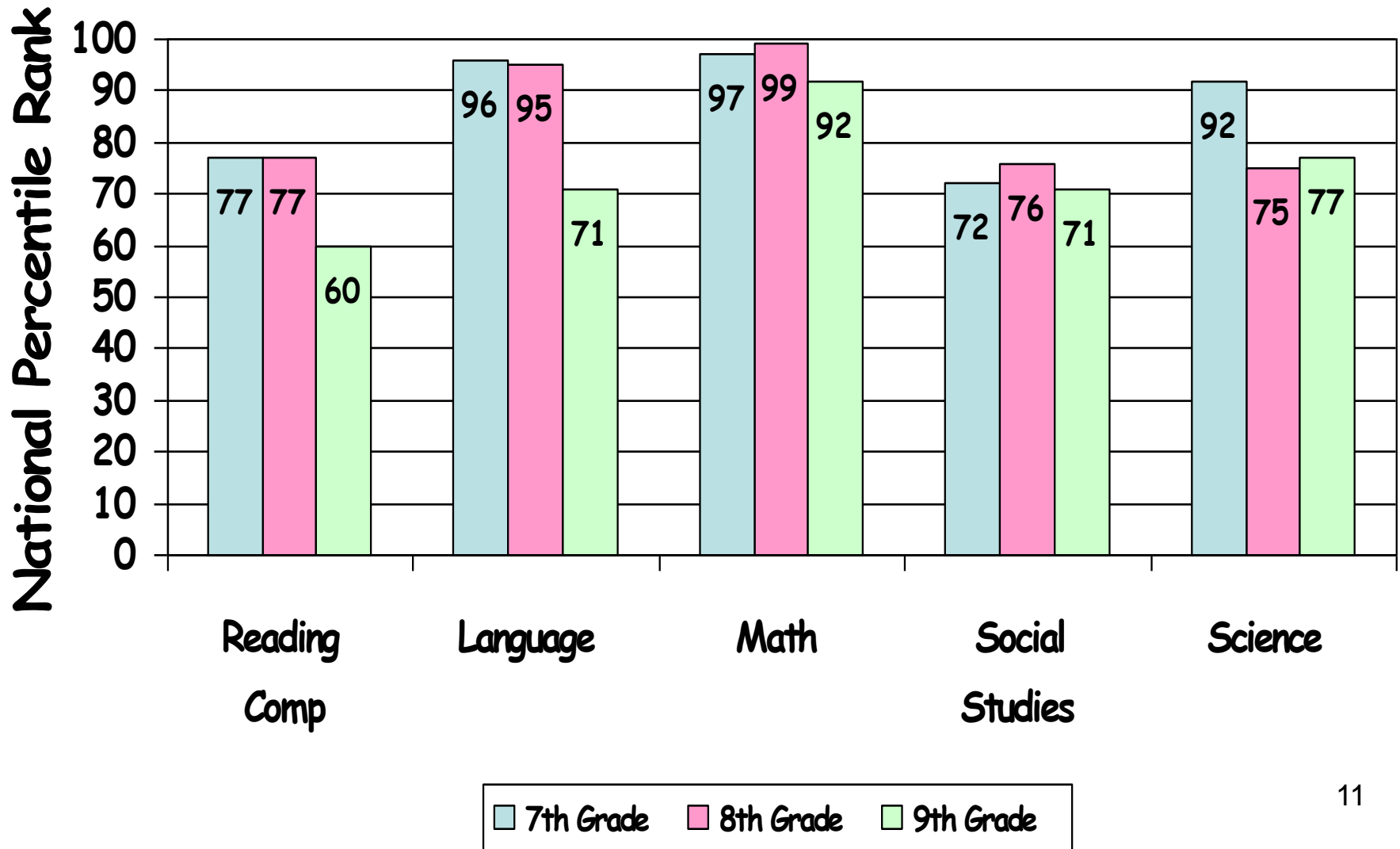
# 8th Grade ITBS

## 3-Year Growth Data



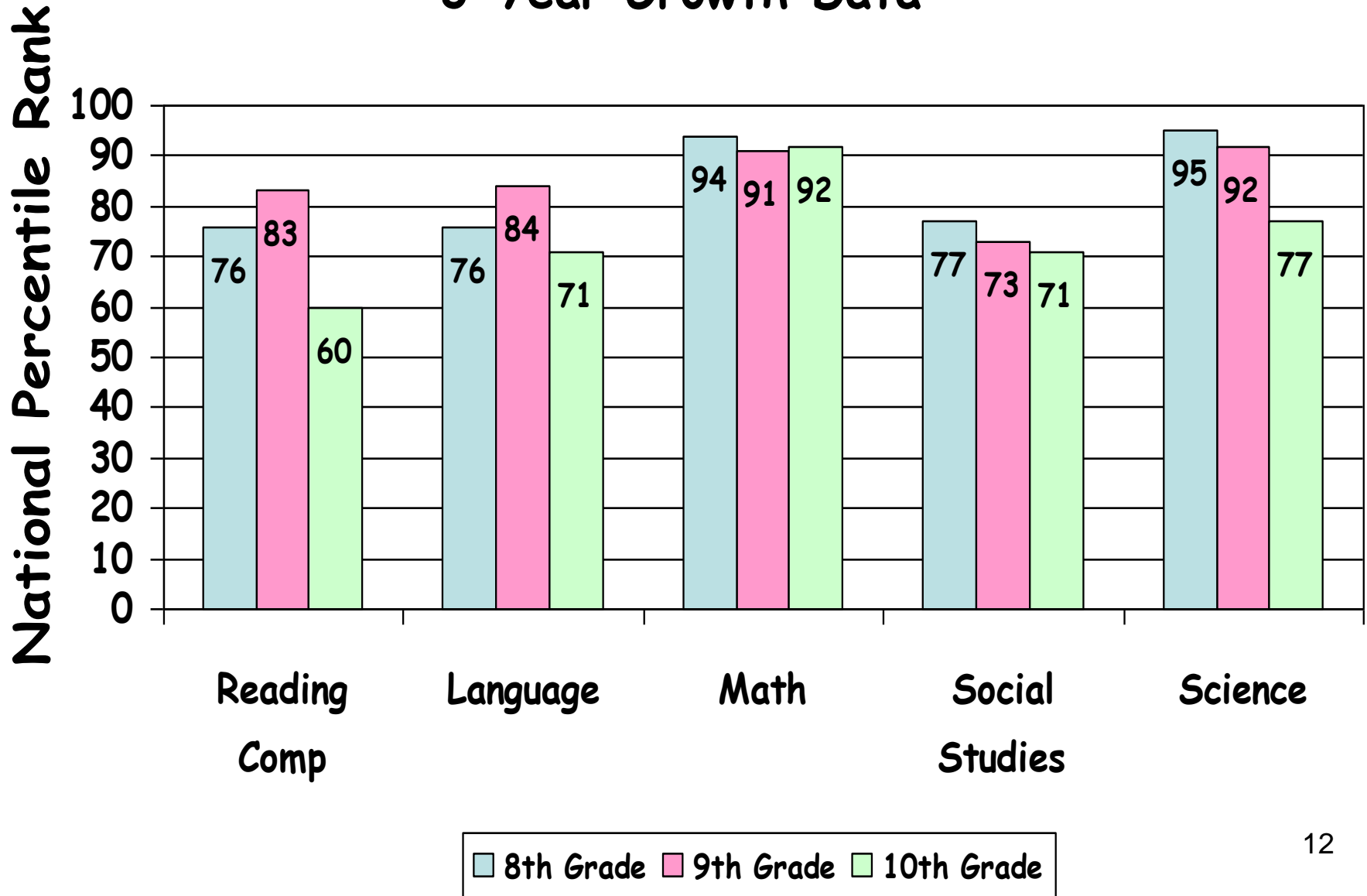
# 9th Grade ITED

## 3-Year Growth Data

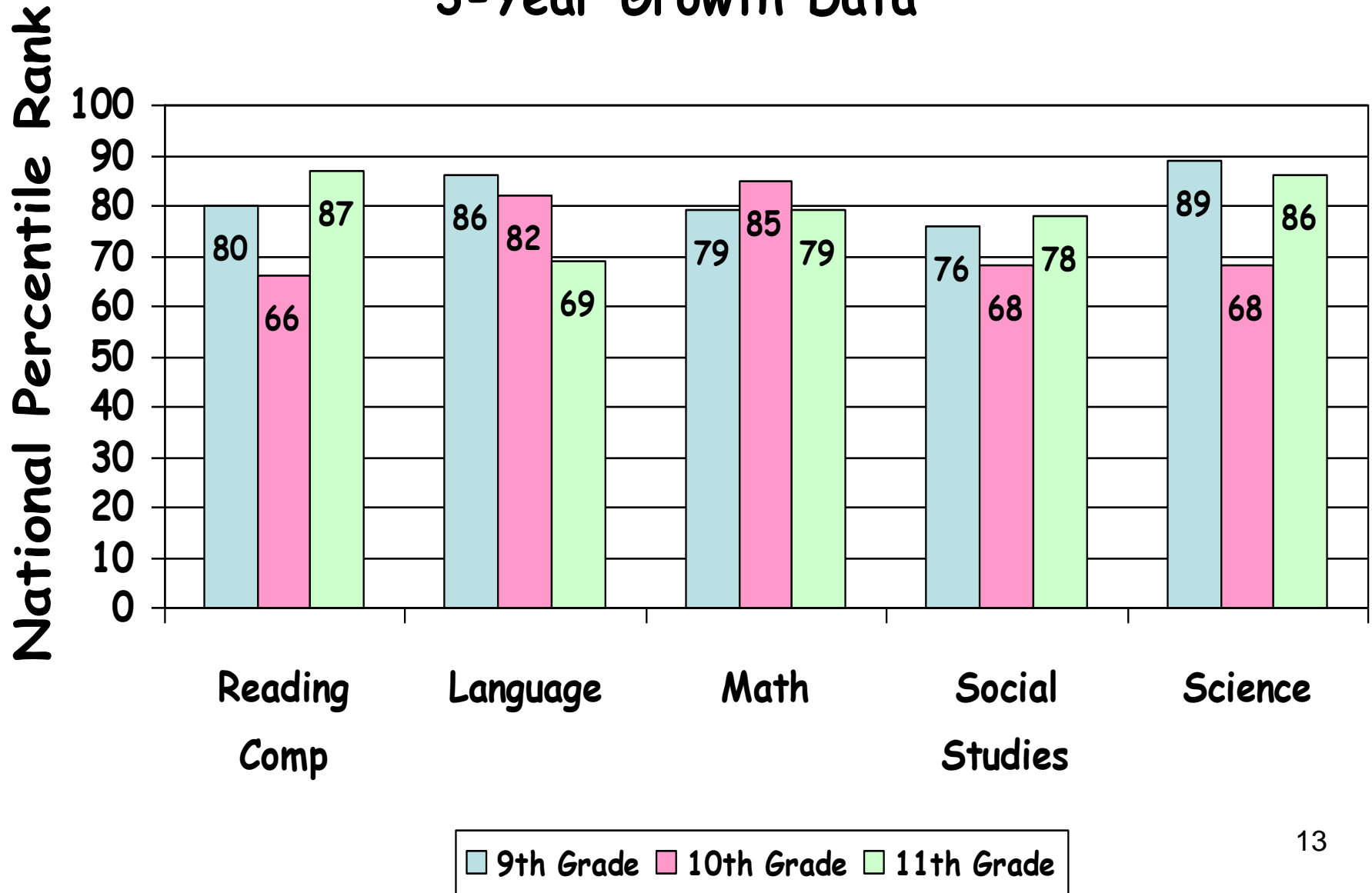


# 10th Grade ITED

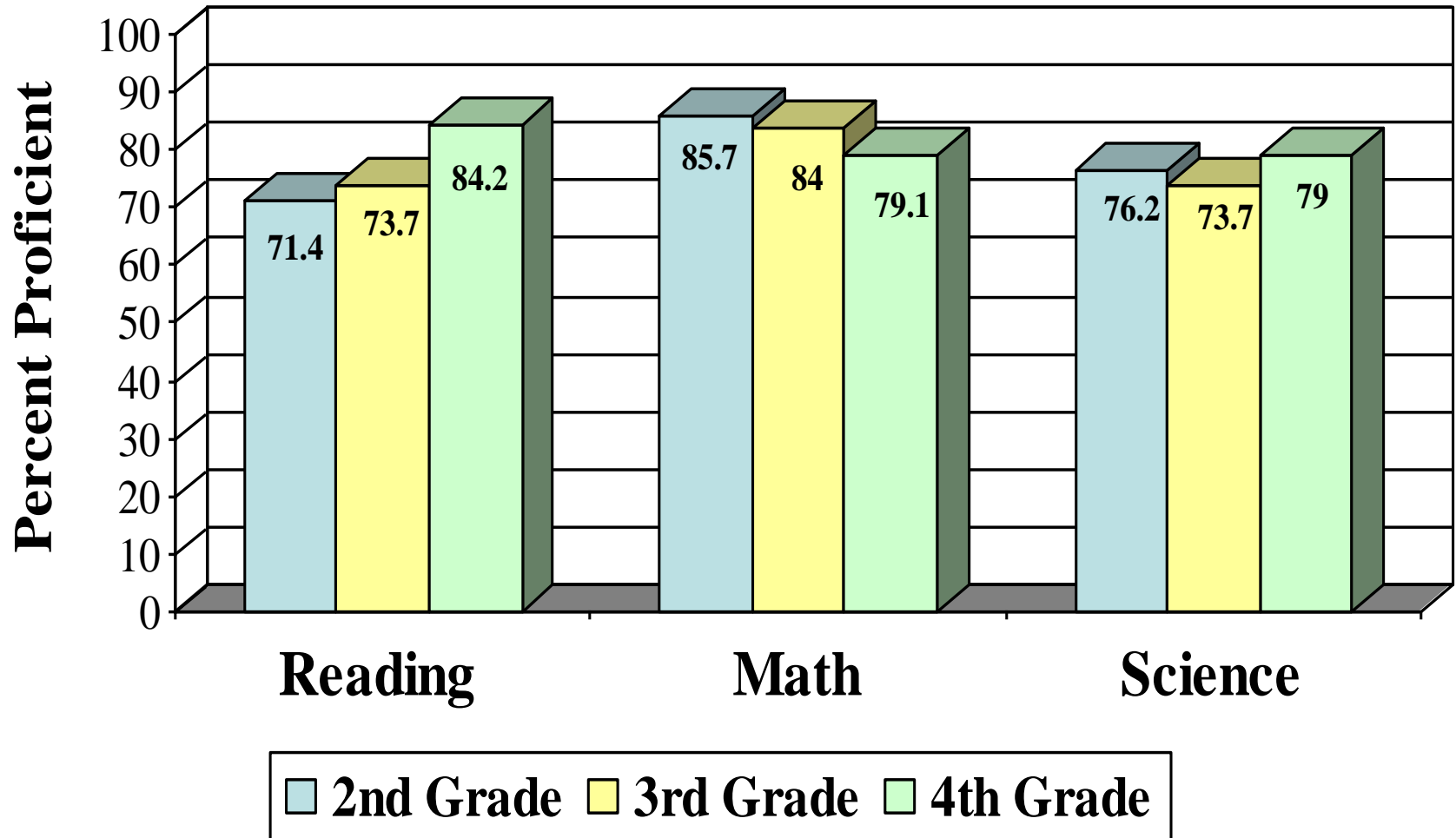
## 3-Year Growth Data



# 11th Grade ITED 3-Year Growth Data

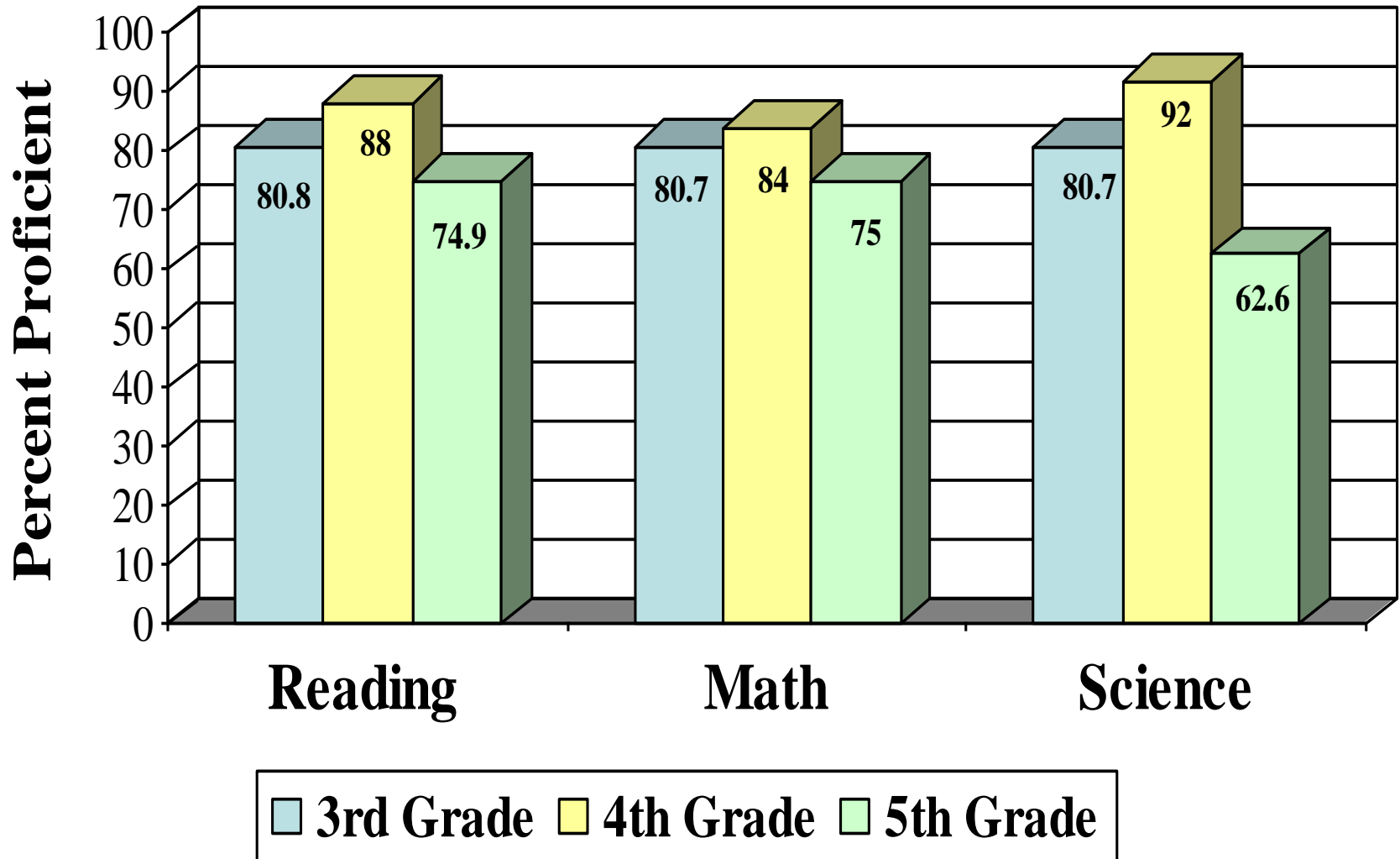


## 4th Grade Proficiency 3-Year Growth Data



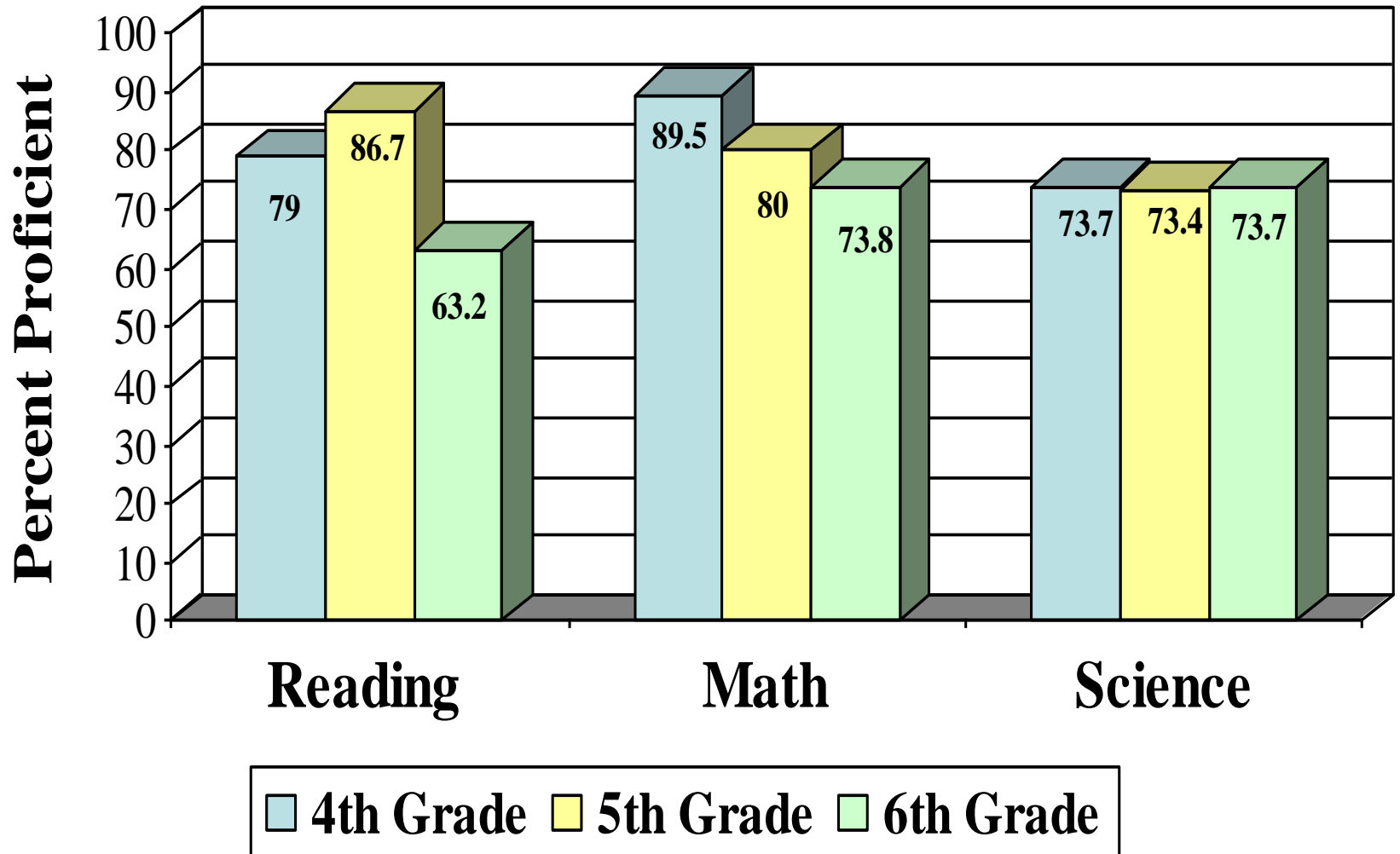
**PROFICIENCY**= 41% and Higher

## 5th Grade Proficiency 3-Year Growth Data



**PROFICIENCY**= 41% and Higher

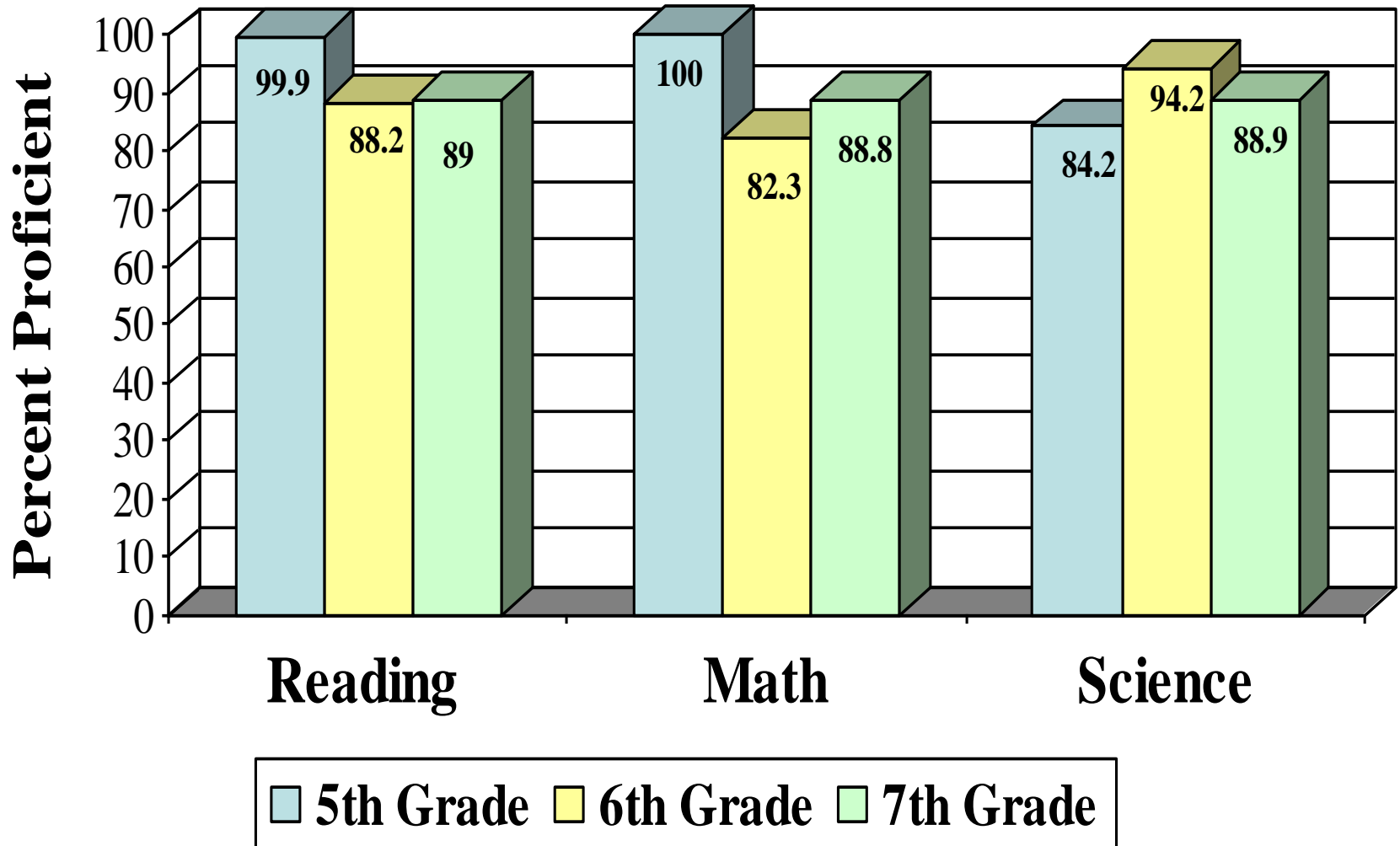
## 6th Grade Proficiency 3-Year Growth Data



**PROFICIENCY** = 41% and Higher

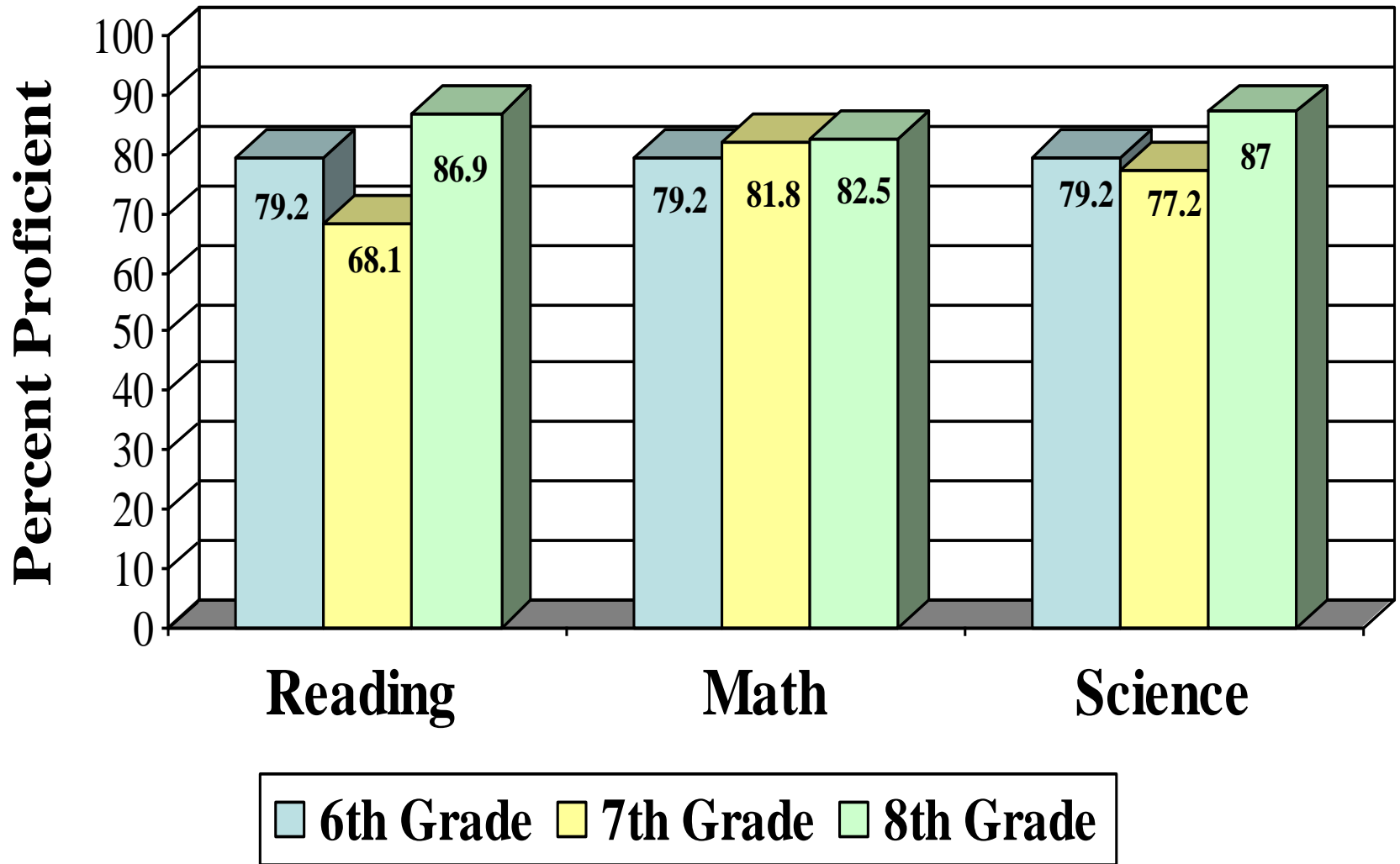


# 7th Grade Proficiency 3-Year Growth Data



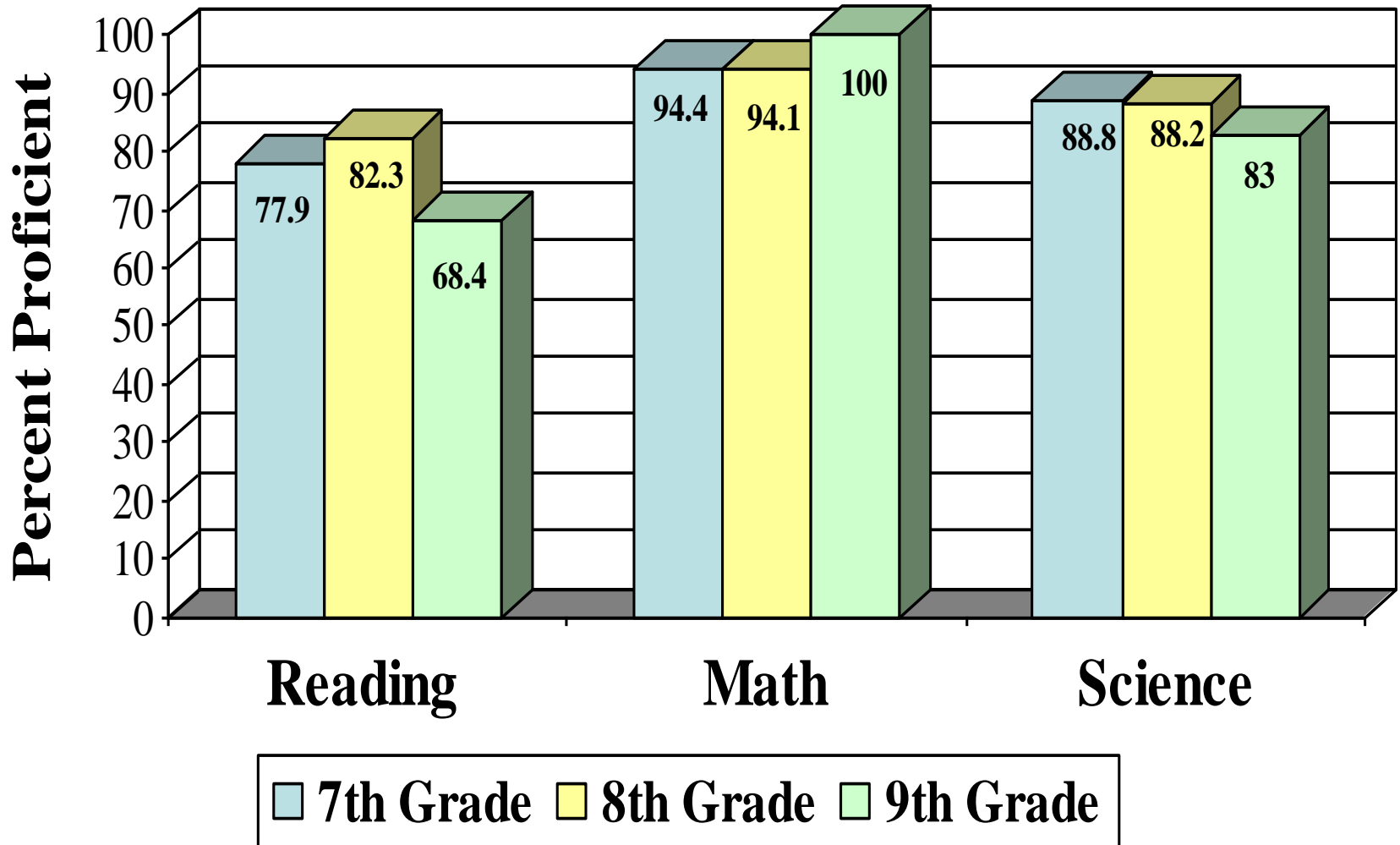
**PROFICIENCY**= 41% and Higher

# 8th Grade Proficiency 3-Year Growth Data



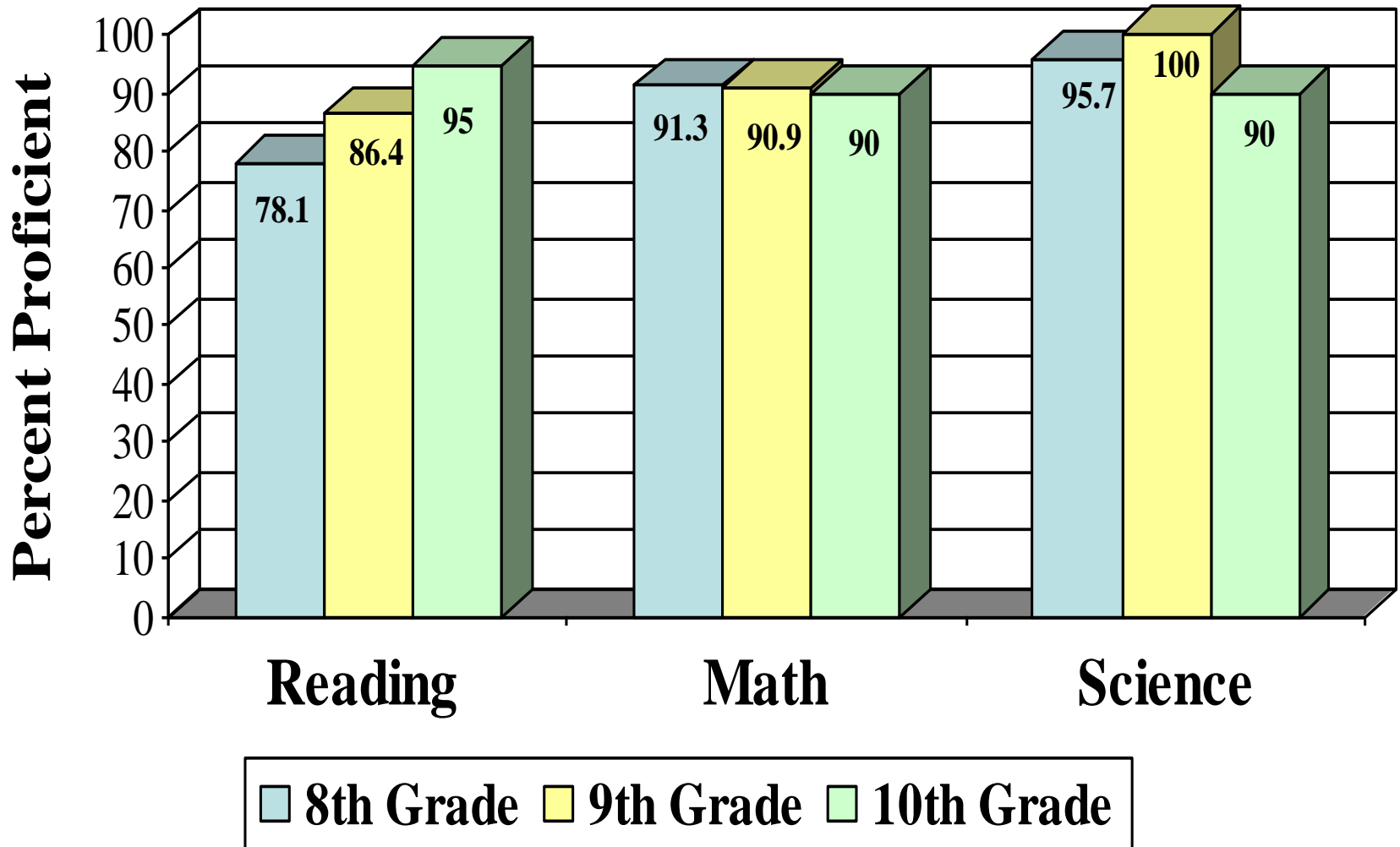
**PROFICIENCY=** 41% and Higher

# 9th Grade Proficiency 3-Year Growth Data



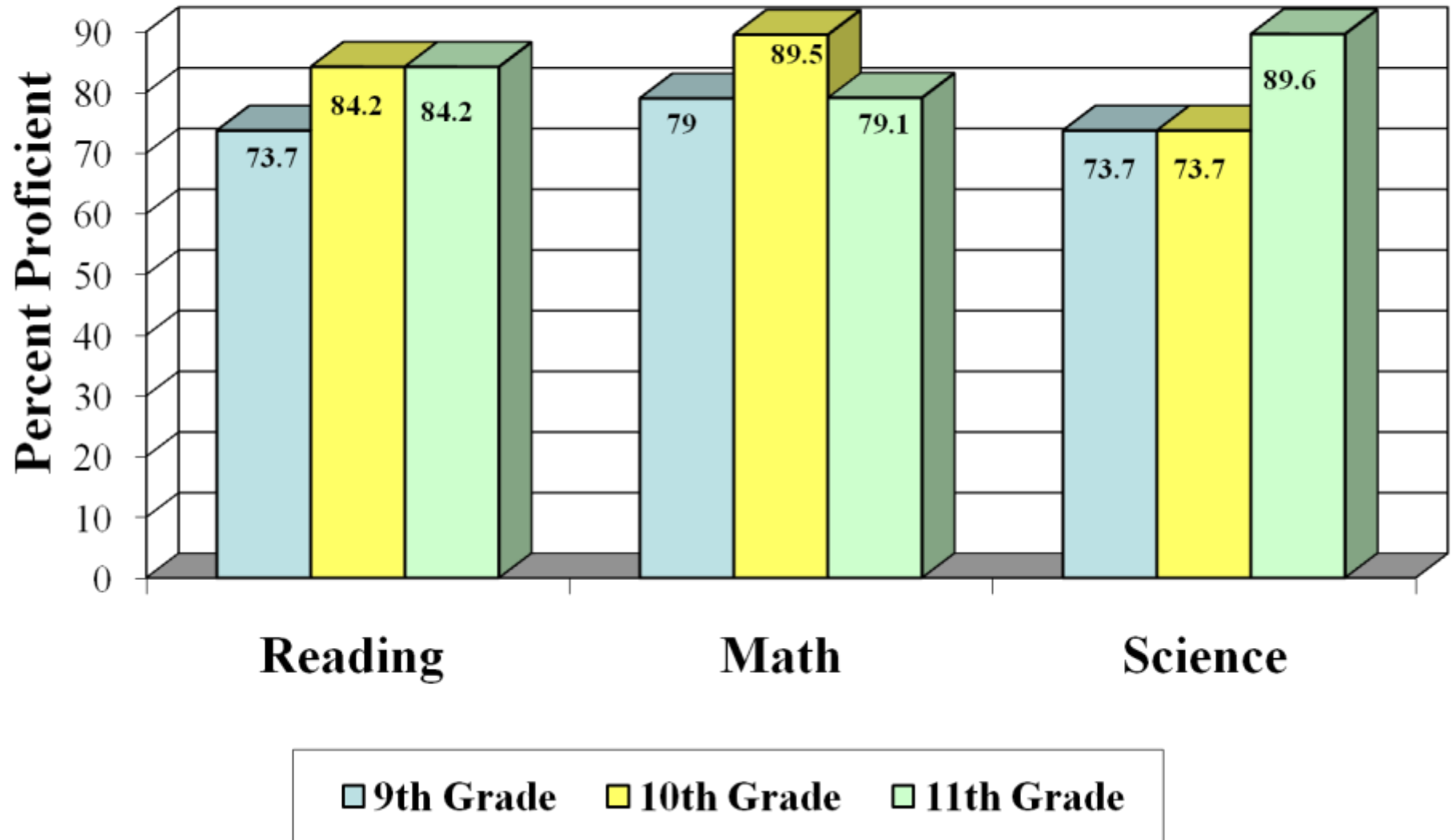
**PROFICIENCY=** 41% and Higher

# 10th Grade Proficiency 3-Year Growth Data



**PROFICIENCY** = 41% and Higher

# 11th Grade Proficiency 3-Year Growth Data



**PROFICIENCY** = 41% and Higher

# Expected Growth

## Developmental Standard Score (SS)

- The developmental standard score (SS) is score used to describe the location of a student's test performance on an achievement continuum. The table below shows the national SSs that have been assigned to typical performance of grade groups on each test at grades 4-12 in the spring of the year.

Grade	4	5	6	7	8	9	10	11	12
Standard Score	200	214	227	239	250	260	268	275	280

# Expected Growth

Grade	4	5	6	7	8	9	10	11	
Standard Score (SS)	200	214	227	239	250	260	268	275	
Expected Growth (EG)		14	13	12	11	10	8	7	
Percentage Students Meeting SS		54.5 %	57.9 %	88 %	64 %	57.9 %	80 %	82.3 %	
Percentage Students Meeting EG		54.5 %	17.6 %	56 %	52 %	35.3 %	66.7 %	66.7 %	


# Class of 2019-----4th Grade

**4<sup>th</sup> Grade Developmental Standard Score= 200**


<b>ITBS Battery</b>	<b>Percentage students meeting SS</b>
<b>Reading Comprehension</b>	<b>74%</b>
<b>Language</b>	<b>89%</b>
<b>Math</b>	<b>79%</b>
<b>Social Studies</b>	<b>84%</b>
<b>Science</b>	<b>68%</b>
<b>Composite</b>	<b>79%</b>




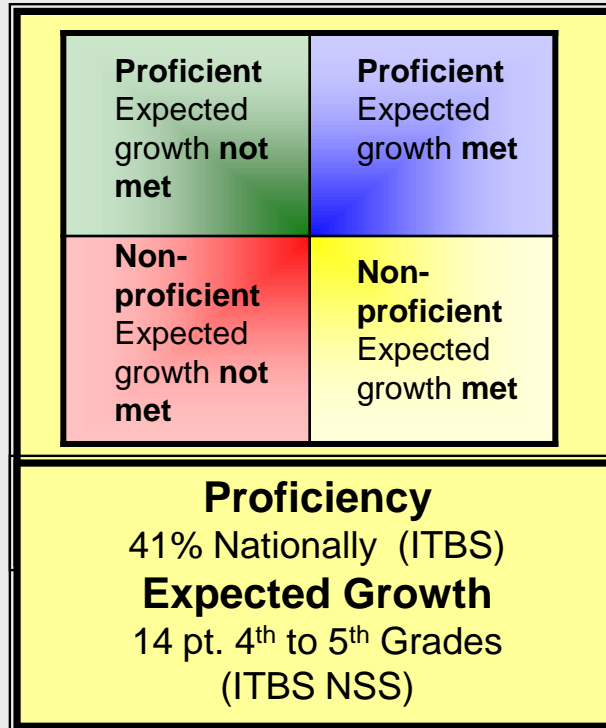
# Class of 2018-----5<sup>th</sup> Grade




Reading Comprehension




Language



Math




Science


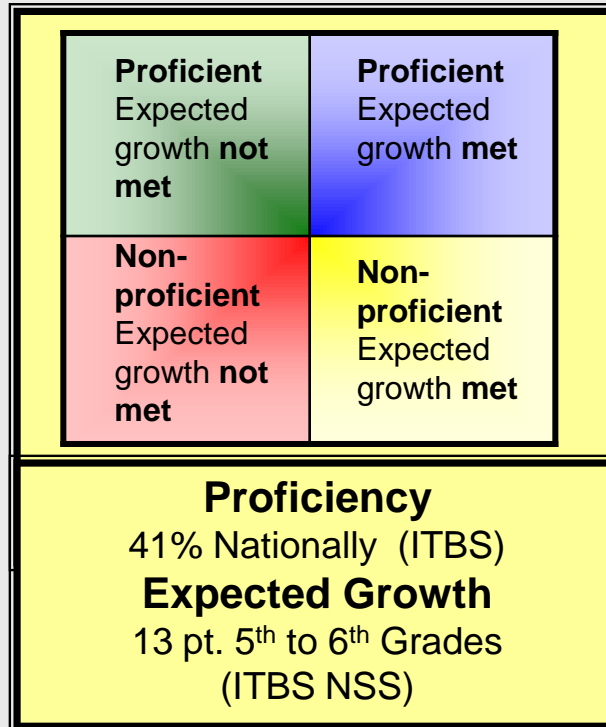


Social Studies


# Class of 2017-----6<sup>th</sup> Grade




Reading Comprehension




Science



Language




Math


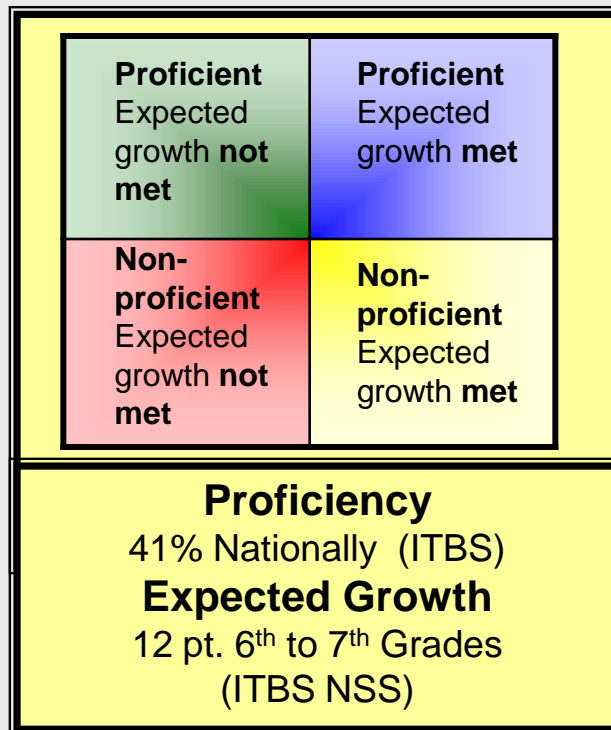


Social Studies


# Class of 2016-----7<sup>th</sup> Grade




Reading Comprehension




Science



Language




Math


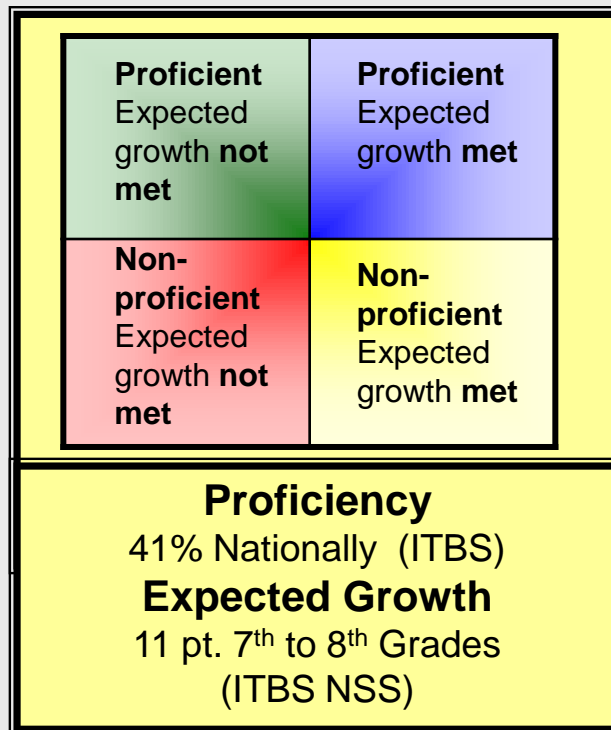


Social Studies

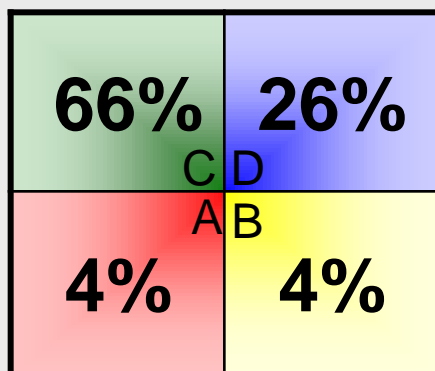
# Class of 2015-----8<sup>th</sup> Grade




Reading Comprehension




Science



Language




Math




Social Studies


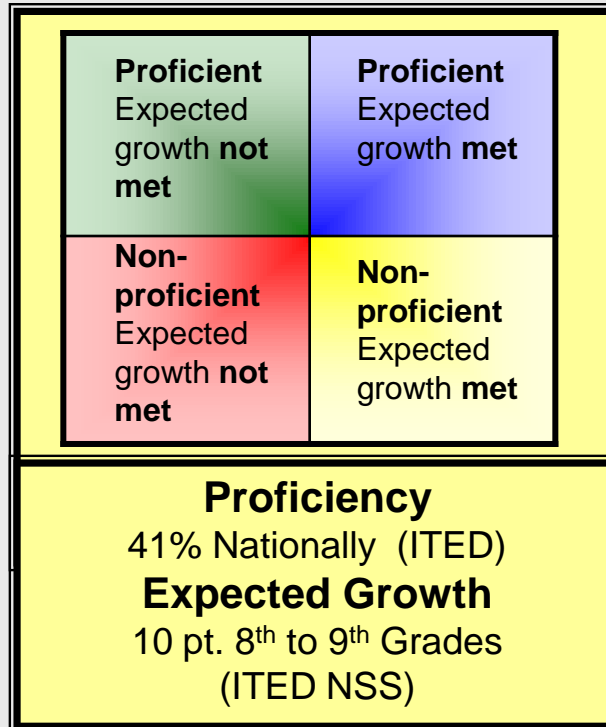
# Class of 2014-----9<sup>th</sup> Grade




Reading Comprehension




Language



Math




Science


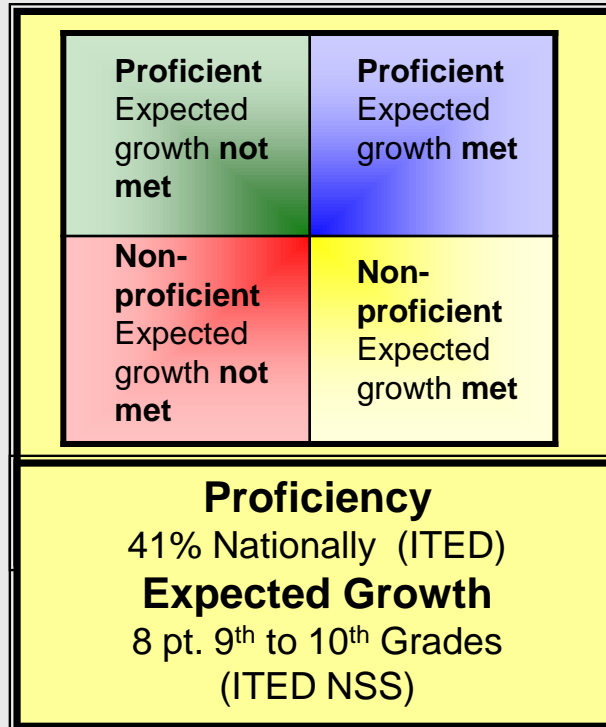


Social Studies

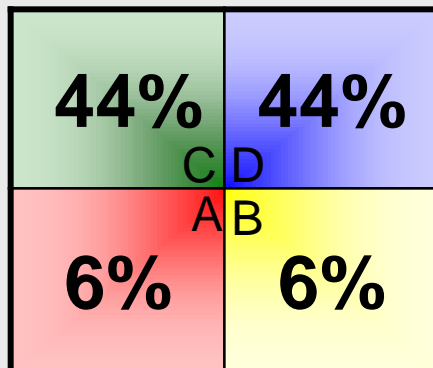
# Class of 2013----10<sup>th</sup> Grade




Reading Comprehension




Science



Language




Math


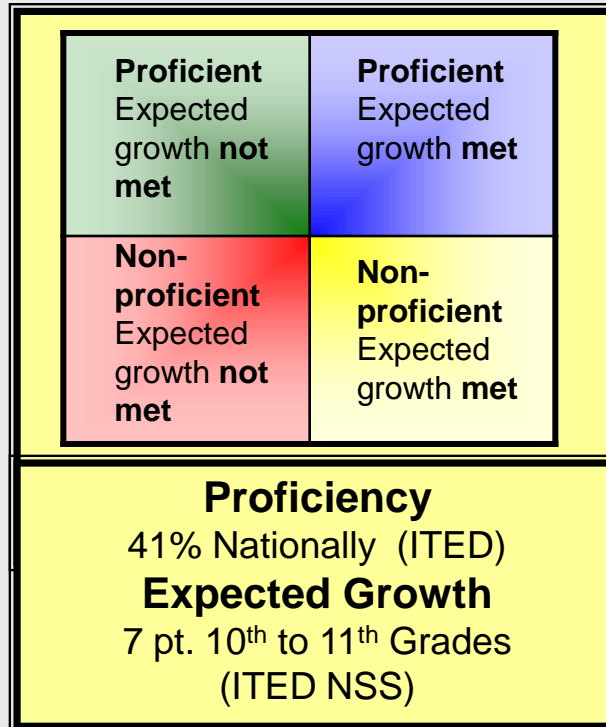


Social Studies


# Class of 2012---11<sup>th</sup> Grade




Reading Comprehension




Science



Language

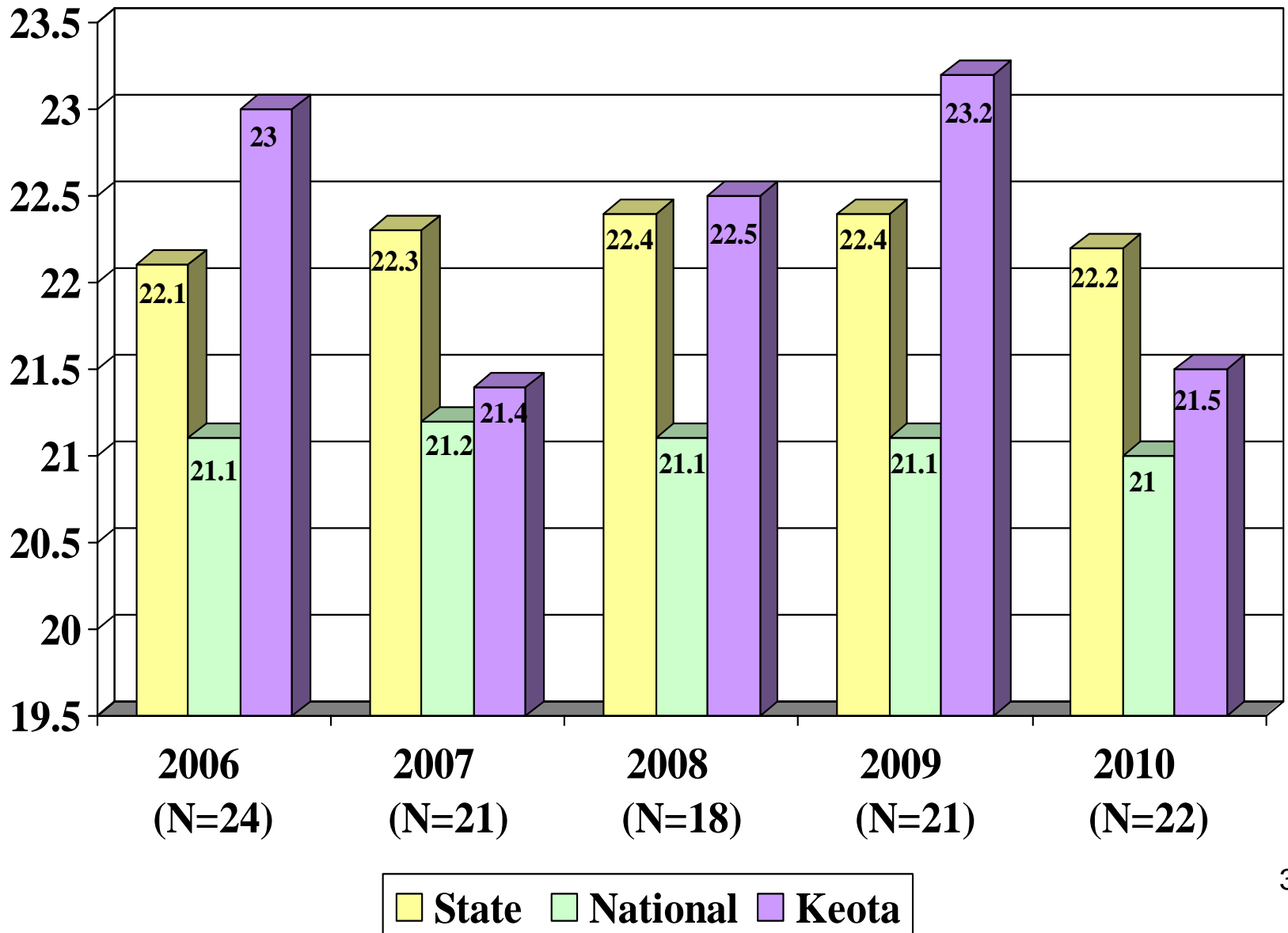


Math



Social Studies

# ACT Composite Scores 5 Year Trend





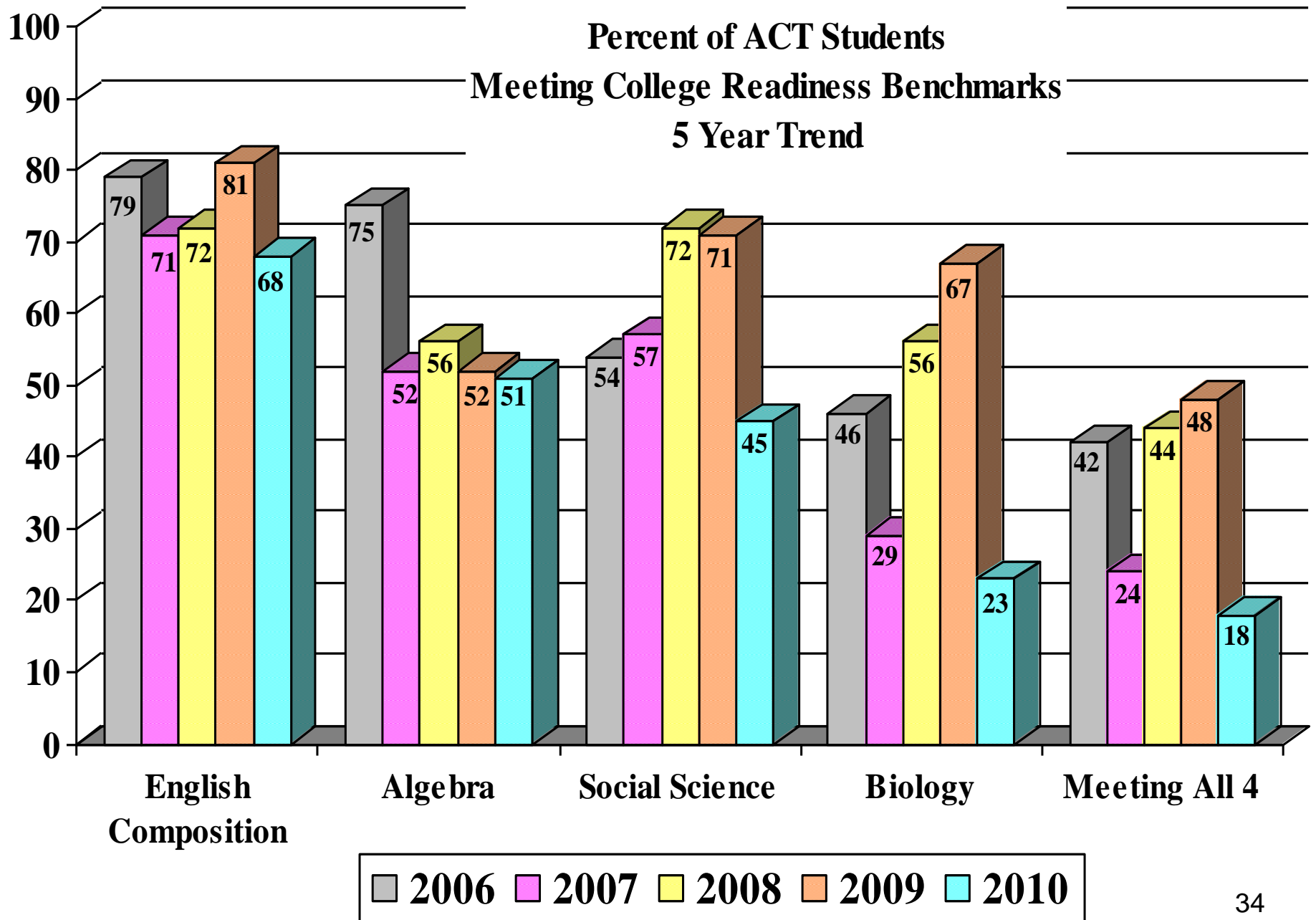
# Class of 2010

## Percent of ACT Students Meeting College Readiness Benchmarks

Course	ACT College Readiness Score	Percent of Class of 2010 at or above Readiness Score		
		Keota	Iowa	Nation
English Comp	18	68%	77%	66%
Algebra	22	41%	51%	43%
Social Science	21	45%	61%	52%
Biology	24	23%	37%	29%
All 4	NA	18%	30%	24%

▪The readiness score refers to a student who is at or above the given score having a 50% chance for a B or a 75% chance for a C in the given class.

▪73% of the Class of 2010 took the ACT.



# 2010-2011 ACT Stats

**As of 5-6-11:**

**34 Keota students have taken ACT**

**23 seniors**

**10 juniors**

**1 sophomore**

**Results published mid July**

# ICN Course Enrollment

Course	# Enrolled	Face-to Face	Internet	Regional Lab
Anatomy*	12	✓	✓	✓
Calculus*	6	✓		
Chemistry*	14	✓	✓	✓
Physics*	7	✓	✓	✓

**\*Iowa Learning Online**

# Keokuk County Career Academy Enrollment

Course	Enrollment
Health Occupations	9
Information Technology	2
Machining	0
Welding	3

➤ **Grades 11 &12**

➤ **DUAL CREDIT**

# Project Lead The Way Enrollment

Course	Begin
Introduction to Engineering	1

➤ Grades 9-12

➤ DUAL CREDIT

## PSEO Enrollment (Post Secondary Education Option)

Course	# Students
Microeconomics	6

# 2010---Co-Academic---2011

## Participation Percentage

Activity	Junior High	High School	GPA
Eagle's Wing	NA	4%	3.09
Yearbook	NA	20%	3.49
Math Clubs	35%	16%	NA
Model U.N.	NA	12%	3.72
Science Fair	16%	NA	NA
FACS	44%	12%	3.15
FFA	NA	40%	3.40

# Co-Academic Achievements

## → MATH CLUBS

### ★ GPAEA Math Bee

- 5<sup>th</sup> Place Team

- Maggie Baker

  - 6<sup>th</sup> Place Individual Overall

- Sage Becker

  - 17<sup>th</sup> Place Individual Overall

## → MODEL UN

- ★Represented Keota High School @ UNI



# Co-Academic Achievements continued...

## → GPAEA SCIENCE FAIR

### ★ Maggie Baker

- 2<sup>nd</sup> Place Jr. Physical Science Division
- 3<sup>rd</sup> Place Mechanical Engineering
- Green Award
- Outstanding Achievement: Meteorology

### ★ Sage Becker

- Meritorious Achievement: Adams Award

### ★ Megan Hill & Abby Schulte

- Honorable Mention Jr. Biological Division

# Co-Academic Achievements continued...

## → FFA CONTESTS

### ★ Tri-County:

--Soil Judging 2<sup>nd</sup>

### ★ Sub-District:

--Job Interview Adv.

--Extemporaneous Speaking Adv.

--Public Speaking Adv.

### ★ District:

--Extemporaneous Speaking Adv.

--Soil Judging (Gold rating) 6<sup>th</sup>

# Co-Academic Achievements continued...

## → FFA CONTESTS

### ★ State

--Livestock Judging	1 <sup>st</sup>
--Nursery/Landscaping	3 <sup>rd</sup>
--AgMechanics	4 <sup>th</sup>
--Extemporaneous Speaking	4 <sup>th</sup>
--Farm Management Team	4 <sup>th</sup>
-Individual 7 <sup>th</sup> , 10 <sup>th</sup>	
--Environthon Team	8 <sup>th</sup>
--AgSales	25 <sup>th</sup>

### ★ National

--Livestock Judging (Silver Award)	22 <sup>nd</sup>
------------------------------------	------------------

# Leadership/Service Opportunities 2010---Participation ---2011

Activity	Junior High	High School	HS GPA
National Honor Society	NA	19%	3.82
Silver Cord (Seniors)	NA	50%	3.64
Student Council	NA	22.3%	3.97
Class Officers	19%	18%	3.59
D.A.R.E. Mentors	NA	37%	3.82
KCSTAAR	NA	5%	3.70
School Improvement Advisory Committee	NA	13%	3.66 <sub>44</sub>

# **Leadership/Service Achievements**

## **→ Student Council**

- ★ Leadership Day @ Mid-Prairie**
- ★ Blood Drive**
- ★ Jeans for Teens**
- ★ Adopt-a-Highway**
- ★ Pink Game**
- ★ Green Recycling**
- ★ Keota Unlimited Main Street Holiday Project**

## **→ FFA**

- ★ Eagle Trail: Tree clearing & construction**

# Fine Arts Activities

## 2010---Participation ---2011

Activity	Junior High	High School	HS GPA
Instrumental Music	74%	23%	3.53
Jazz Band	12%	16%	3.51
Marching Band	38%		NA
Pep Band	40%	23%	NA
Vocal Music	100%	46%	3.41
EagleRock	32%		3.40
Drama	NA	40%	3.41
Speech	NA	38%	3.48

# Fine Arts Achievements

## → Speech

- ★6 District Division I ratings
- ★5 State Division I ratings
- ★2 All-State Nominations

## → Honor Bands

- |                           |    |
|---------------------------|----|
| ★6 <sup>th</sup> graders= | 6  |
| ★7 <sup>th</sup> graders= | 11 |
| ★8 <sup>th</sup> graders= | 14 |

# Fine Arts Achievements

## → EagleRock!

★ West Liberty Invitational**	1 <sup>st</sup>
★ Central Lee Invitational**	2 <sup>nd</sup>
★ West Delaware**	2 <sup>nd</sup>
★ CR Jefferson	3 <sup>rd</sup>
★ CR Washington	3 <sup>rd</sup>
★ IHSMA Contest	Division II

**\*\*Peoples Choice Award**



# Athletics

## 2010---Participation ---2011

Activity	Junior High	High School	HS GPA
Baseball	NA	42%	3.32
Basketball	67%	41%	3.57
Boys B-ball	80%	37%	3.44
Girls B-ball	61%	34%	3.70
Cheerleading	NA	12%	3.19
Cross Country	5%	9%	3.51
Football	67%	30%	3.27
Golf	NA	17%	3.28
Boys Golf	NA	23%	3.20
Girls Golf	NA	14%	3.38

# Athletics

## 2010---Participation ---2011

### continued

Activity	Junior High	High School	HS GPA
Softball	NA	26%	3.54
Track	52%	28%	3.57
Boys Track	47%	26%	3.59
Girls Track	64%	15%	3.56
Volleyball	71%	52%	3.52
Wrestling	7%	5%	NA

# Athletic Achievements

## → Basketball (Boys)

- ★ SICL Championship (3<sup>rd</sup> yr. in a row)
- ★ 1-A play-offs substate final game
- ★ 2 players SICL Conference 1<sup>st</sup> Team
- ★ 2 players SICL Conference 2<sup>nd</sup> Team
- ★ 2 players SICL Conference Honorable  
Mention
- ★ 1 player State 3<sup>rd</sup> Team
- ★ Season record defensive scoring average
- ★ TV 9 Athlete of the Week---Casey Sieren

# Athletic Achievements...

## → Basketball (Girls)

★2 players SICL Conference 1<sup>st</sup> Team

★1 player SICL Conference 2<sup>nd</sup> Team

★2 players SICL Conference Honorable  
Mention

★Team records set:

- ✓ Defensive average
- ✓ Team rebounds
- ✓ 3 pt. field goals
- ✓ Assists

# Athletic Achievements...

## → Cross Country (Boys)

- ★ SICL Championship (2<sup>nd</sup> year in a row)

## → SK Football

- ★ District Championship

- ★ 2A playoffs quarterfinals

## → Golf (Girls)

- ★ Advanced to District

# Athletic Achievements

## →Track (Boys)

**-State Qualifiers:**      **4x8 Relay**  
   **1600 Meter Run**

## →Track (Girls)

**-7<sup>th</sup> Place SICL Conference**

**-State Qualifiers:**      **Long Jump**  
   **100 Meter Hurdle**  
   **Shuttle Hurdle Relay**

# Athletic Achievements

## → Volleyball

- ★ SICL Championship

- ★ 1-A play-offs regional

- ★ 3 players SICL Conference 1<sup>st</sup> Team

- ★ 2 players SICL Conference 2<sup>nd</sup> Team

- ★ 3 players SICL Conference

Honorable Mention

# Activities/Grade point Comparison

# of Activities	% of Student Body	Grade Point Average
0	9.8%	2.52
1-2	21.7%	2.82
3-4	28.2%	3.37
5-6	29.4%	3.48
7-8	7.0%	3.5
9-10	4.4%	3.9



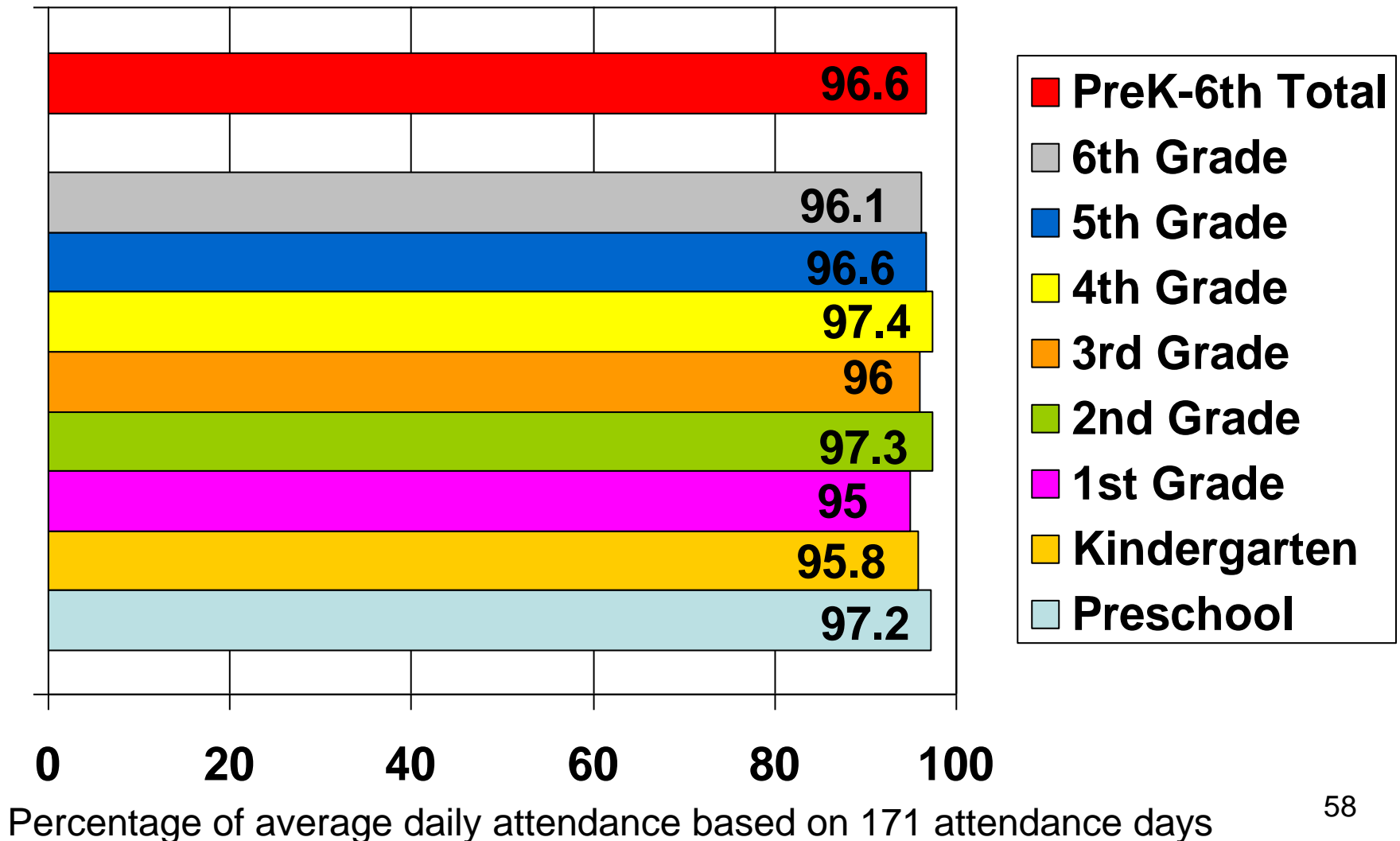
# **2010-2011 Honor Roll**

**1<sup>st</sup> Quarter---3<sup>rd</sup> Quarter**

<b>12<sup>th</sup> Grade</b>	<b>89%</b>
<b>11<sup>th</sup> Grade</b>	<b>68%</b>
<b>10<sup>th</sup> Grade</b>	<b>60%</b>
<b>9<sup>th</sup> Grade</b>	<b>58%</b>
<b>8<sup>th</sup> Grade</b>	<b>72%</b>
<b>7<sup>th</sup> Grade</b>	<b>78 %</b>

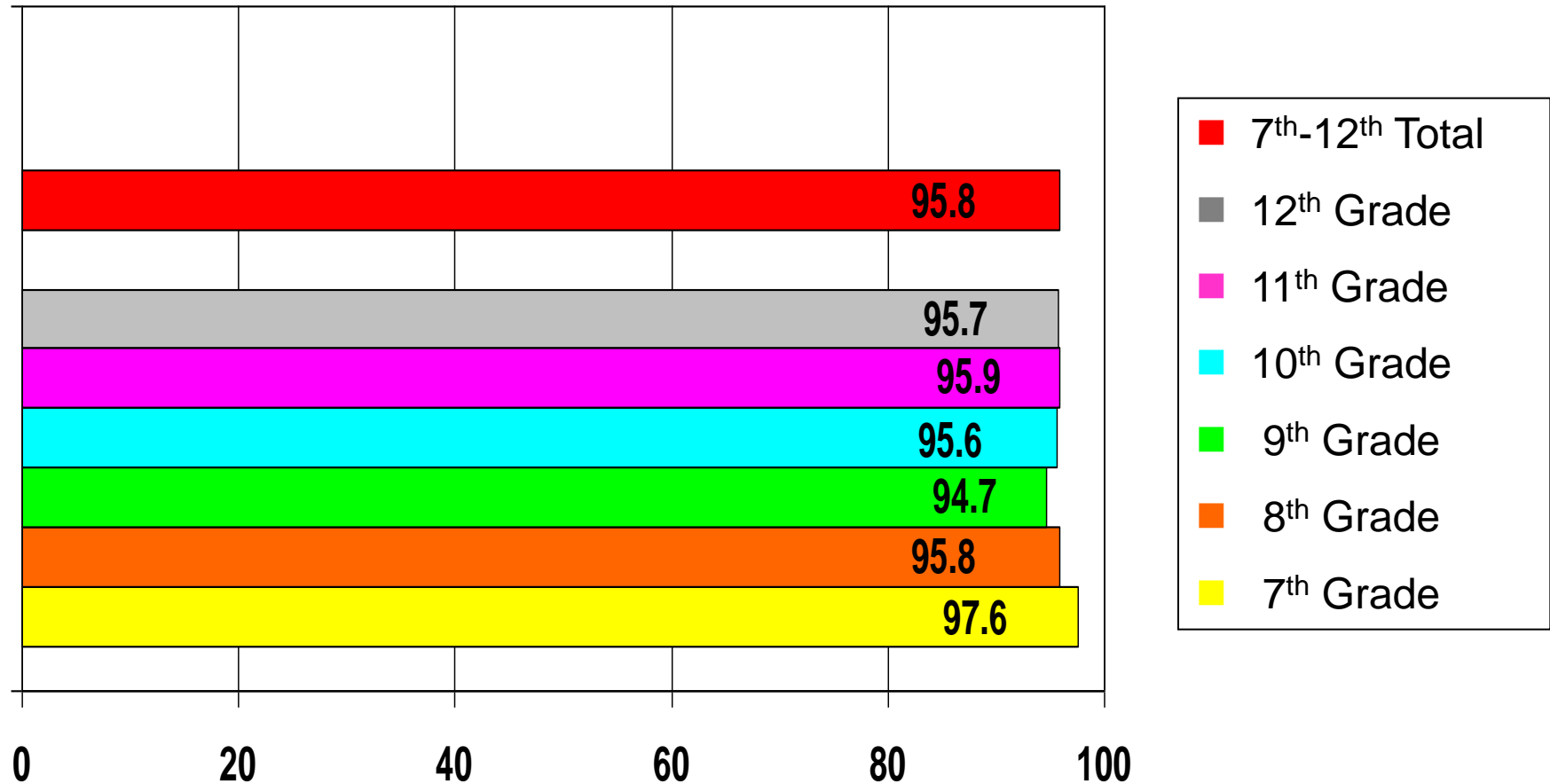
# 2010-2011 Attendance

## Keota Elementary School



# 2010-2011 Attendance

## Keota Jr.-Sr. High School



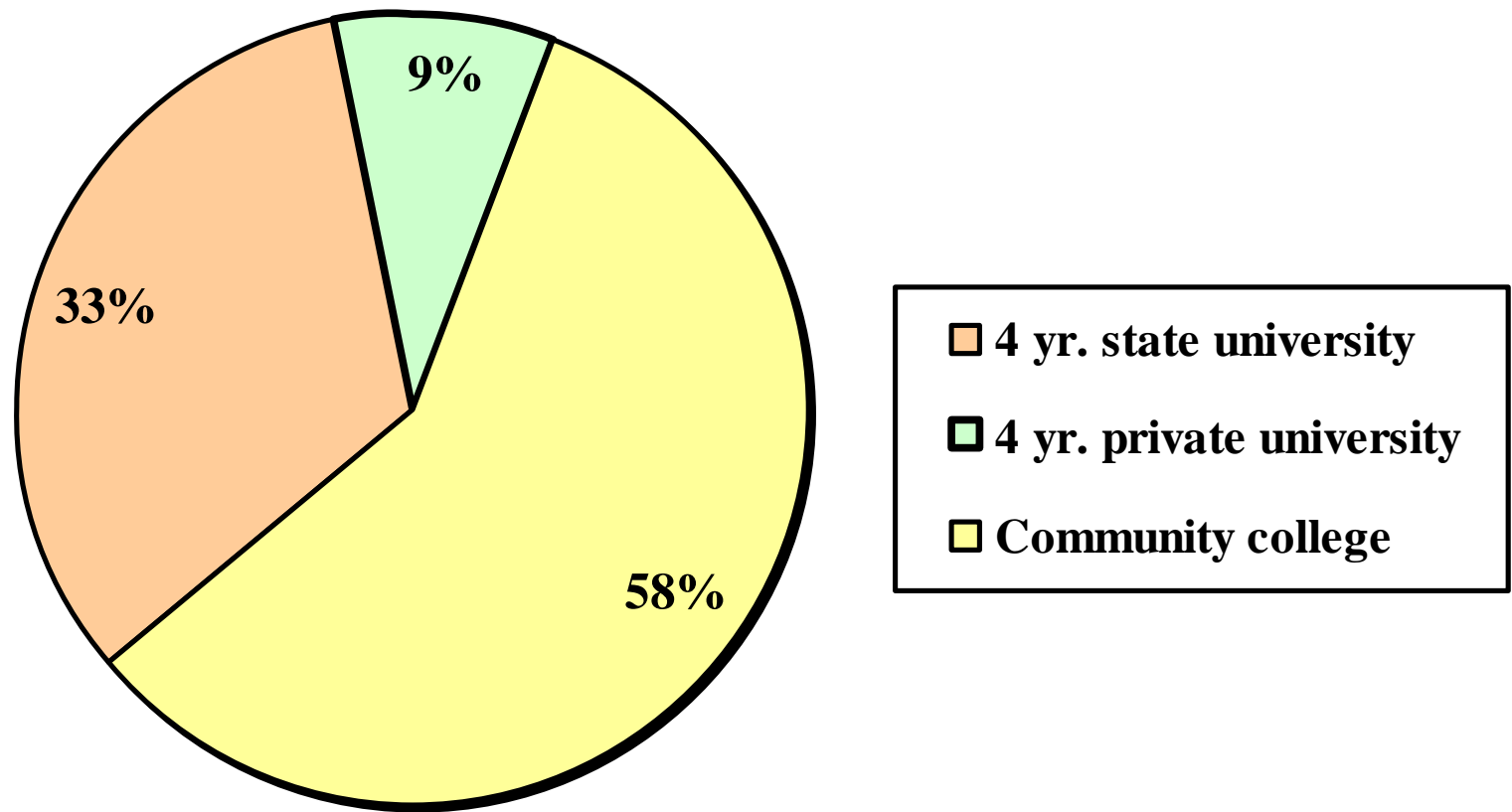
Percentage of average daily attendance based on 171 attendance days

# Class of 2011

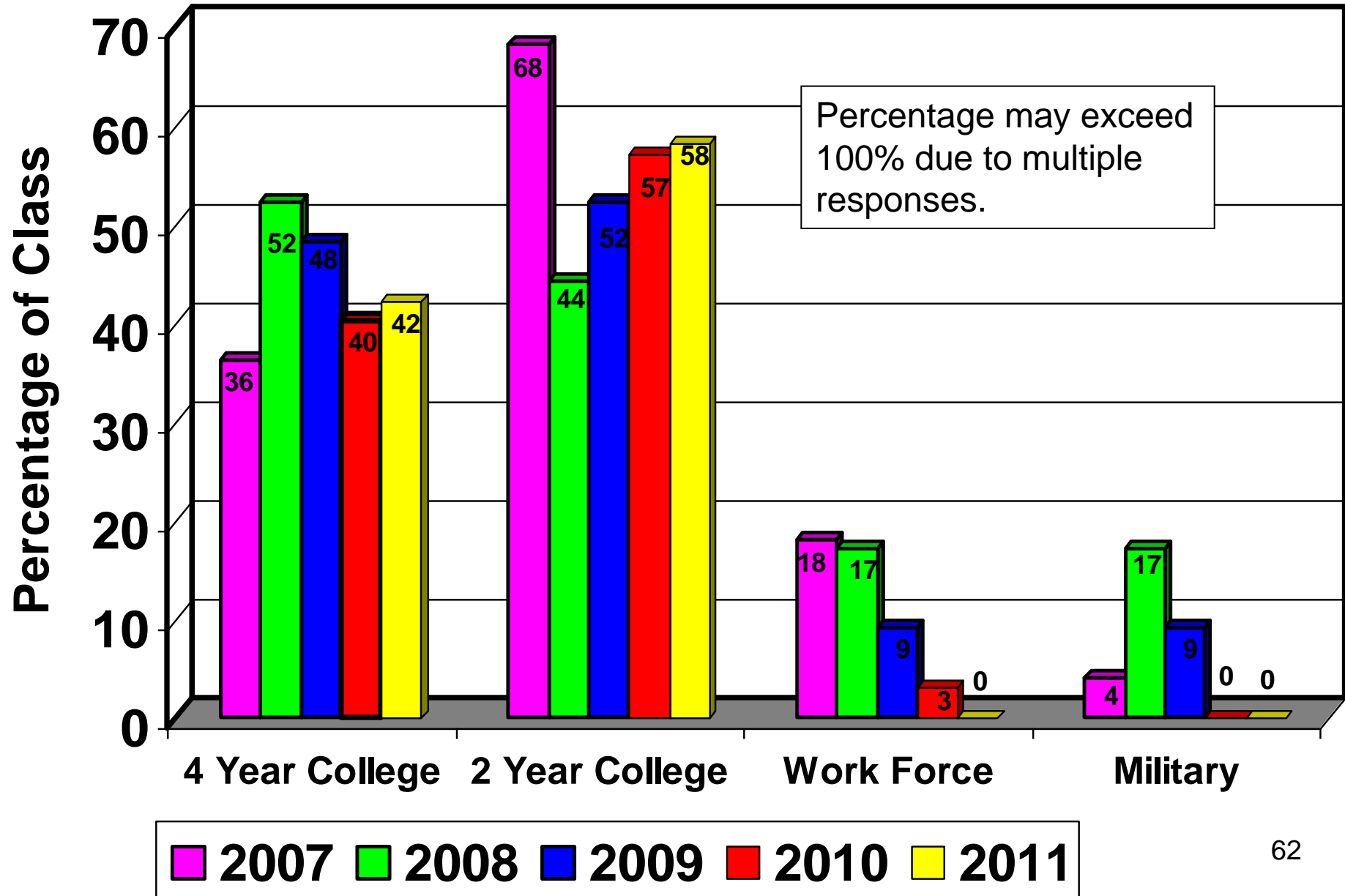
- Top 5 Average G.P.A.= 3.9
- Class Average G.P.A.= 3.33
- Valedictorian= Tyler Bouslog
- Salutatorian= Patrick Frank
- 9% Honor Roll 5 of 7 semesters
- 9% Honor Roll 6 of 7 semesters
- 41% Honor Roll 7 of 7 semesters

# **Class of 2011**

## **Post High School Plans**



# Post High School Plans 5 Year Trend



# Grant Funding Summary

Source	Purpose	Date	Amount Requested	Amount Granted
AIM Empowerment	Preschool	April	\$78,928	Pending
WCRF	Digital Classroom	April	\$30,000	Pending
WCRF	Literacy Centers	April	\$2,300	Pending
WCRF	Technology	Oct.	\$4,000	\$4,000

# Grant Funding continued...

Source	Purpose	Date	Amount Requested	Amount Granted
WCRF	Baseball Field Project	Spring 2010		\$25,000
WCRF	Concession Stand Upgrade	Spring 2010		\$1,400
WCRF	Bleacher Handrails	Spring 2010		\$2,000



# Keota Education Foundation Support

PROJECT	AMOUNT
New teacher hiring bonus	\$5,000 per new hire
Class of 2011 Scholarships	\$17,000
Keota CSD Budget Fundraiser	\$150,000 Minimum goal

# Professional Development Summary

→ **Iowa Core Curriculum**

→ **Alignment**

--- **Curriculum Mapping**



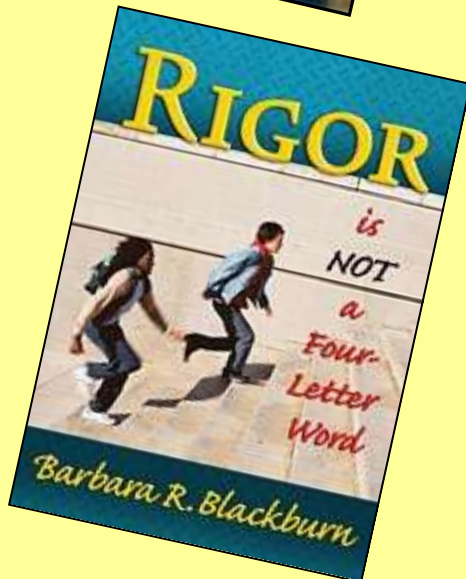




--- **Scope & Sequence**

→ **Rigor**

→ **Technology**

→ **Book Studies**

# Book Studies



*What's next  
in our quest  
for excellence?*

**“You cannot soar like an eagle,  
with the wings of a wren.”**

*---William James*

